










# St. Peter's C of E - Mulberry Class - EYFS



## Autumn 1: Marvellous Me!

Communication and Language	Physical Development	Personal, Social and Emotional Development	
<p>Listen to others when sharing information about our families and life at home.</p> <p>Listen to a variety of stories with increasing levels of attention and recall.</p> <p>Take part in role play activities to develop vocabulary based on children's first hand experiences of their home - Tapestry posts to be used to talk about home, family, activities and experiences.</p> <p>Follow simple two step instructions during the school day and for new routines.</p> <p>Use 'Circles' to develop our listening and speaking skills.</p> <p><b>Role Play Area:</b> Home corner</p> 	<p>Use simple tools safely and correctly, with control.</p> <p>Participate in 'Funky Finger' exercises to develop our finger strength ready for early writing - dough disco.</p> <p>During PE sessions, develop spatial awareness, listening skills and different movements.</p> <p>We will also focus on dressing ourselves for PE and putting on and zipping our own coats.</p> 	<p>Settle into our new class and school.</p> <p>Learn our new classroom routines and get to know our new friends and teachers.</p> <p>Build confidence to talk about our own experiences.</p> <p>Create our class expectations so that we can all work together happily and safely.</p> <p>Choose school council class representatives.</p> 	
Understanding the World	Expressive Arts and Design	Literacy	Mathematics
<p>Discuss our families and talk about our lives at home.</p> <p>Share our experiences, customs and routines and act them out within our role play area.</p> <p>Talk about seasonal changes and go on an Autumn walk in our school environment.</p> <p>Start to use electronic toys and 2 paint.</p>   	<p>Explore how to make marks - pencil, pen, crayons, paint, oil pastels.</p> <p>Explore colours and colour mixing</p> <p>Look carefully at our face and paint/draw our self portrait.</p> <p>Use natural materials to create a collaborative autumn collage for our classroom display.</p> <p>Explore rhymes and familiar songs.</p> <p>Use our voice and instruments in different ways.</p> 	<p>Participate in a variety of rhyming and rhythmic activities.</p> <p>Begin to learn how to hear and say initial sounds in words and start to link sounds to letters, naming and sounding the letters of the alphabet.</p> <p><b>Phonics</b></p> <p>Children will be encouraged to make marks and give meaning to the marks they make as they draw, write and paint.</p> <p>Enjoy a variety of stories and books related to our topic.</p> <p>Practise writing own names and other simple words relating to our own family</p> <p><b>BASELINE:</b> English</p>	<p>Begin recognising numbers in the environment. What number is on my front door? What numbers can we see in Coggleshall? What numbers can you see around our classroom/school?</p> <p>Count objects up to 10 and beyond using number songs and games</p> <p>Use 2D/3D shapes to create a picture of my house.</p> <p>We will use the Mastery approach to develop our knowledge of number</p> <p>Use Numicon and 'Numberblocks' to support our learning.</p> <p>Sort different objects and create patterns.</p> <p><b>White Rose Maths</b></p> <p><b>BASELINE:</b> Maths</p>
Religious Education: Special Times			
<p><b>Special Times:</b> What special times happen in the school day? How do they make you feel? Which special times do you celebrate every year? Does everyone celebrate in the same way?</p>			
<p><b>Engage</b> Special times in the day</p>		<p><b>Develop</b> Special times in people's lives</p>	
<p><b>Innovate</b> Teddy's celebration</p>			